




P-ISSN: 2788-9890 E-ISSN: 2788-9904

NTU Journal of Agricultural and Veterinary Sciences

Available online at: <https://journals.ntu.edu.iq/index.php/NTU-JAVS/index>



## Effect of two types of oils on white blood cells function in broiler after Newcastle disease vaccine

1<sup>st</sup> Obaida Abdulmalik Al-kalo <sup>1</sup>, 2<sup>nd</sup> Ammar Mahmood Al-Aalim <sup>1</sup>

1,2. Department of Microbiology, College of Veterinary Medicine, University of Mosul, Mosul, Iraq.

### Article Information

**Received:** 14-02- 2024,

**Accepted:** 30-05-2024,

**Published online:** 28-03-2025

### Corresponding author:

Ammar M. Al-Aalim

Department of Microbiology, College of  
Veterinary Medicine, University of Mosul,  
Mosul, Iraq

Email: [ammarmahmmmod@uomosul.edu.iq](mailto:ammarmahmmmod@uomosul.edu.iq)

### Keywords:

broiler,  
Newcastle,  
vaccine,  
flex seed oils,  
omega 3.

### ABSTRACT

The Newcastle disease is an important disease problem that affects the Poultry industry because it causes large economic losses, many types of vaccines against Newcastle are widely used to provide protection. additives were used including flax seed and fish oils as food supplements and improved the immune system. This study aimed to estimate the effect of adding some essential oils (1% flax and fish oils) to the broiler diet on the white blood cell number and function after vaccination with the newcastle disease vaccine. A total and differential white blood count was done by using an automatic blood analyzer, while the phagocytic index and respiratory burst were used to detect its function. Our results show that there was an increase in total and differential white blood count in all treated groups but remained in their normal ranges in broiler, the heterophilia decreased, while lymphocytes increased with the processing of experiment time; the monocyte, eosinophilic, and basophilic percentages showed little response and reached up to 0.7, 4.1, and 0.2 %. phagocytic index and respiratory burst reveal a significant increase in all treated groups compared with the control. From our study, we conclude that the use of oils can improve total white blood counts as well as increase their ability to phagocytic and kill activity



©2023 NTU JOURNAL OF AGRICULTURAL AND VETERINARY SCIENCES, NORTHERN TECHNICAL UNIVERSITY. THIS IS AN OPEN ACCESS ARTICLE UNDER THE CC BY LICENSE: <https://creativecommons.org/licenses/by/4.0/>

**How to cite:** Al-kalo, O. A., & Al-Aalim, A. M. (2025). Effect of two types of oils on white blood cells function in broiler after Newcastle disease vaccine. *NTU Journal of Agriculture and Veterinary Science*, 5(1).

## Introduction

The importance of the poultry industry has risen in the last few years because it represents economic importance in the production of cheap protein [1,2]. the poultry industry sector faced many critical problems that affected its progress such as viruses or bacterial infections rather than management problems [3]

The Newcastle disease is one of the important disease problems that affect the poultry sector because it causes large economic losses in poultry farms due to a high mortality rate which reached 100% [4]. The virus that caused the disease belongs to the family of Paramyxoviridae, order Mononegavirales, genus Avula virus, which contains more than 10 Paramyxovirus serotypes that can cause broiler infection [5]. all these viruses are considered nonsegmented negative senses RNA enveloped helical viruses [6], many Newcastle infections can be caused in many farms regardless it the vaccination history [7,8]. Vaccines against Newcastle are used widely to give protection and prevent infection in many poultry farms around the world to raise the immune state of the birds [9].

Different additives are used nowadays to support the immune system of poultry and improve their responses to infection [10], many studies show that the use of essential oils additives can improving the immune system of broilers; the uses of flax seed oils and fish oils (omega-3) show many biological functions, such as improvement of broiler performance and improve the immune system as well as it is effect as an antioxidant and decrease inflammation. [11,12,13,14], many researchers focus on the use of these oils in many broiler performances such as [15,16,17]; but few manuscripts focus on its effect on bird vaccine and immunity. so this study aimed to estimate the effect of adding some essential oils (flax and fish oils) to the broiler diet on white blood cell number and function.

## Materials and methods

### Study Duration and Ethical Approval:

The study extended from 5/11/2023 to 10/12/2023 all experimental animals were raised in Animals housed at the College of Veterinary Medicine/ University of Mosul. All Animal handling and all blood collection were done ethically according to procedures recommended by the Institution of Animal Care and Use Committee with certification number UM.VET.2023.068

### Animals:

the 240 one-day-old broiler birds were used in this study, clean water and feed were supplied to the animals, and all climate conditions were standardized as noted by [18].

### Vaccine :

Two types of Newcastle vaccine were used in this study first single subcutaneous killed Newcastle vaccine (MSD™, Netherland) was used to immunize the broiler at 0 days, then Live attenuation Newcastle clone 30 (MSD™, Netherland) was used to immunization of broiler at 7 days with drinking water; two booster dose was given at 14 and 21 days [19].

### Supplementary oils:

The effect of flax seed oils (al-Emad company©, Iraq) and Omega 3(Hat vet©, turkey) was used, and each of these oils was added to broiler feed at 1% concentration

### Experiment design:

The broilers were divided into eight groups (N=30) each group was treated as follow:

G1: Newcastle vaccine, no oils

G2: Newcastle vaccine, fed with 1% flax seed Oil

G3: Newcastle vaccine, fed with 1% Omega 3 Oil

G4: Newcastle vaccine, fed with 1% flax seed Oil and 1% Omega 3 Oil

G5: No vaccine, fed with 1% Omega 3 Oil

G6: No vaccine, fed with 1% flax seed Oil

G7: No vaccine, No oils were added

G8: No vaccine, fed with 1% flax seed Oil and 1% Omega 3 Oil

The blood samples were collected from the Jugular vein at 7,10,17,24 and 31 days after vaccination, blood was collected in a heparinized tube and transported quickly to the microbiology lab, College of Veterinary Medicine.

### Detection of total and differential white blood cells account :

The total and differential white cells account was done by using a blood analyzer (GeteinAnimals medical©,china).

### Phagocytic index :

the test was done according to the method proposed by [20].

### Respiratory Burst:

the test was done according to the method proposed by [21,22].

### Statistical analysis:

All results were analyzed with IBM SPSS Version 24, by using a T-test, one-way ANOVA test, and Duncan multiple ranges test to explain significant differences between groups [23].

## Results

The result of total white blood cells reveals that their number ranged between  $17.41 \times 10^9$  to  $52.9 \times 10^9$  cells which lie within the normal range of total white blood cells in chickens although there were

many fluctuations in number throughout the experimental period within groups Figure 1.

The heterophil and lymphocyte cells show opposite responses, The heterophil increased in percentage during the experimental time in all groups to reach a high percentage level on day 31 while the lymphocyte showed a lower level at the same time, Figure 2,3

Little response was shown with monocyte, eosinophilic, and basophilic percentages which reached up to 0.7, 4.1, and 0.2 % respectively in all the experimental times but remained in their normal range.

Our research shows a significant increase in phagocytic activity in all treated groups compared with the control Figure 4,5. farther than the increase in the phagocytic index are associated with a significant increase in a respiratory burst which reflected an increase killing ability of phagocytes in Figure 6,7

## Discussion

White blood cells are considered the first main line of defense against infection as well as their ability to mediate many immunological reactions leading to activation of both humoral and cellular immunity [24].

our results showed a metathetical increase in white blood cell number, but its number remains within the normal range of total white blood cells in chicken our Total white cell count results were similar to that recorded by [25,26,27] after feeding broiler with 10%, 100 % flex seed oils or using newcastle vaccine respectively. Also, The result of heterophil and lymphocyte cells showed opposite responses, The heterophil increased in percentage during the experimental time in all groups to reach a high percentage level on day 31 while the lymphocyte showed a lower level at the same time. The heterophilic result was similar to the result obtained by [26] when using 100% flex seed oils. We agree with [28] that the neutrophilia raised in numbers may result from the migration of these cells as a result of activation after using oils. While the concern of lymphocytes, the result obtained by us disagrees with the result obtained by [29,30,31] which reveals no effect or decrease in number after being treated with flex seed oils, omega3. we believe that the higher number recorded in lymphocytes in the first days of the experiment, may result from incomplete and ineffective immune responses caused by the Newcastle vaccine which are neutralized lastly by used oils.

Little response was shown with monocyte, eosinophilic, and basophilic percentages, but remained in their normal range which reflects little effect of used oils on these cells.

a significant increase in phagocytic activity in all treated groups compared with the control was seen in our study which comes in the same line with [32,33,34, 29]. the increase in phagocytic activity

may result from the effect of oils which alter the fatty acid cell membrane composition of phagocytic cells and increase their fluidity leading to altered cell membrane receptors and raising the phagocytic ability to adhesion and phagocytosis[35,36,33].

the increased phagocytic index is associated with a significant increase in a respiratory burst which reflects an increase killing ability of phagocyte cells this result comes in contrast with results reported by Res et al., 2006 when using corn oils or eicosapentaenoic acid [37], but [36] reported the similar result as we obtained. Many researchers believe that the type of fatty acid in oils affects the respiratory burst which leads to increased fluidity of cell membrane and modulates the pathway of signal transduction, gene expression, and transcription factor activation that result in enhanced membrane enzymes responsible for respiratory burst[38].

## Conclusion

we conclude that the use of oils can improve total white blood counts as well as increase their ability to phagocytic particles and increase their respiratory burst leading to improved killing activity.

## Acknowledgments

The authors thank greatly the College of Veterinary Medicine, Mosul University for supporting this study.

## Competing Interests

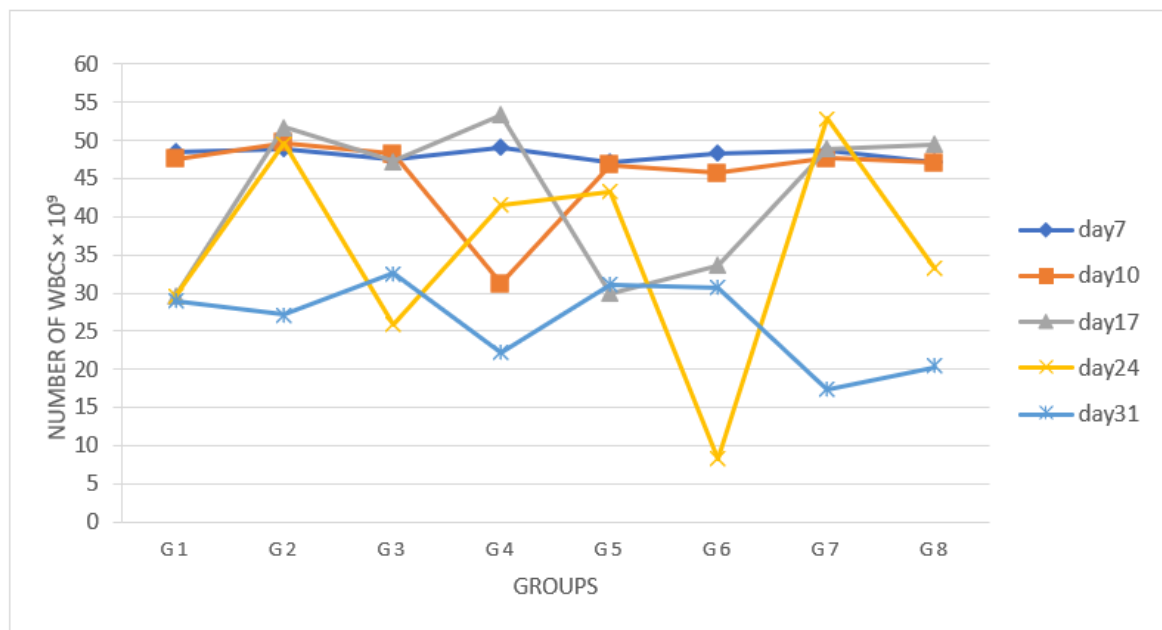
No competing interests were found.

## References

- [1] Oda, H.K. (2009) Analytical study of productional, financial, managerial, and marketing problems for broiler projects in AL-Diwaniyah governorate. *Euphrates Journal of Agricultural Science*, 1(3).
- [2] Tanveer, S., Malik, H.A., Shahid, N., Salisu, I.B., Ahmed, N., Latif, A. and Rao, A.Q. (2023) Production of proinflammatory cytokines by expressing Newcastle disease vaccine candidates in corn. *Journal of King Saud University-Science*, 35(3), 102537.
- [3] Al-Ali, S.A.H. (2023) A Comparative Study between *Saccharomyces cerevisiae* yeast and probiotic poultry star® in strengthening the immune response to the Newcastle vaccine in broilers. M. Sc. Thesis. Poultry Disease. College of Veterinary Medicine. Mosul university. Mosul .iraq
- [4] Swayne, D.E. (2013) *Diseases of poultry*. John Wiley & Sons
- [5] Xu, Q., Sun, J., Gao, M., Zhao, S., Liu, H., Zhang, T.T., Han, Z., Kong, X. and Liu, S.

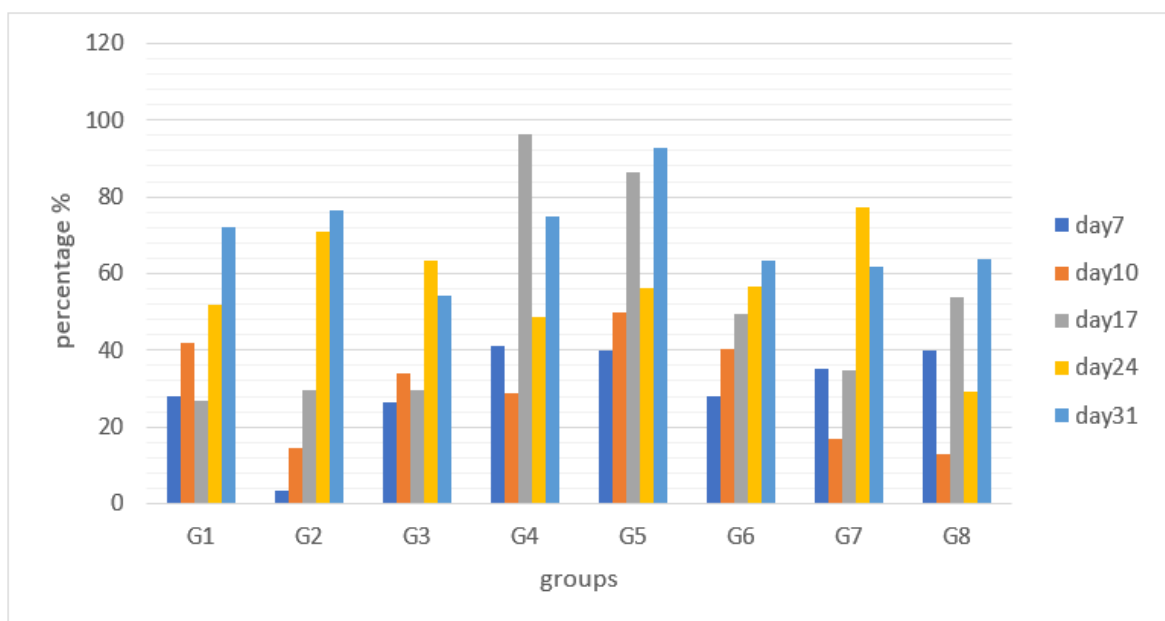
- (2017) Genetic, antigenic, and pathogenic characteristics of Newcastle disease viruses isolated from geese in China. *Journal of Veterinary Diagnostic Investigation*, 29(4), 489–498.  
<https://doi.org/10.1177/1040638717709855>
- [6] Nooruzzaman, M., Hossain, I., Begum, J.A., Moula, M., Khaled, S.A., Parvin, R., Chowdhury, E.H., Islam, M.R., Diel, D.G. and Dimitrov, K.M. (2022) The First Report of a Virulent Newcastle Disease Virus of Genotype VII.2 Causing Outbreaks in Chickens in Bangladesh. *Viruses*, 14(12), 1–18.  
<https://doi.org/10.3390/v14122627>
- [7] Carrasco, A.D.O.T., Seki, M.C., Benevenuto, J.L., Ikeda, P. and Pinto, A.A. (2016) Experimental infection with Brazilian Newcastle disease virus strain in pigeons and chickens. *brazilian journal of microbiology*, 47, 231–242.
- [8] Al-Hamadany, A.H. and Rahem, N.A. (2009) Effect of adding garlic powder *Allium sativum* to ration of broilers experimentally infected with Newcastle disease virus.
- [9] Gallili, G.E. and Ben-Nathan, D. (1998) Newcastle disease vaccines. *Biotechnology advances*, 16(2), 343–366.
- [10] May. (2014) Making Newcastle disease vaccines available at village level. *Veterinary Record*, 174(20), 502–503.  
<https://doi.org/10.1136/vr.g3209>
- [11] Steiner, T. (2009) *Phytogenics in Animal Nutrition—natural Concepts to Optimize Gut Health and Performance*. Nottingham University Press, Nottingham, UK.
- [12] Ebeid, T., Fayoud, A., El-Soud, S.A., Eid, Y. and El-Habbak, M. (2011) The effect of omega-3 enriched meat production on lipid peroxidation, antioxidative status, immune response and tibia bone characteristics in Japanese quail. *Czech J. Anim. Sci.*, 56, 2011 (7): 314–324
- [13] Taher, M.G. (2018) EFFECTS OF FEEDING FLAXSEED OIL ON PERFORMANCE AND SOME BLOOD BIOCHEMICAL TRAITS OF BROILER. *Diyala Agricultural Sciences Journal*, 10(2), 20–28. 3
- [14] Awadin, W.F., Eladl, A.H., El-Shafei, R.A., Mohamed, A., Aziza, A.E., Ali, H.S. and Saif, M.A. (2020) Effect of omega-3-rich diet on the response of Japanese quails (*Coturnix coturnix japonica*) infected with Newcastle disease virus or avian influenza virus H9N2. *Comparative Biochemistry and Physiology Part C: Toxicology & Pharmacology*, 228, 108668.
- [15] AL-Kahfaji N.J.A. and Jafar K.M.(2014) EFFECT OF ENERGY SOURCES FROM OMEGA AND FATS IN RATIONS ON PRODUCTIVE AND PHYSIOLOGICAL PERFORMANCE OF BROILERS . *Euphrates Journal of Agricultural Science*, 6(3),101–111.
- [16] Al-aboudi, A.S.A. and Shahid, M.J. (2022) Effect of omega-3 on some productive and eggs traits of Japanese quail. *University of Thi-Qar Journal of Agricultural Research*, 11(2), 54–60.  
<https://doi.org/10.54174/utjagr.vo11.n2/06>
- [17] Dalle Zotte, A. And Pranzo, G. (2022) Effects of dried *Portulaca oleracea* supplementation to the laying hen diet on productive performance, egg physical traits, fatty acid composition, and cholesterol content. *Czech Journal of Animal Science*, 67(3), 114–123.  
<https://doi.org/10.17221/9/2022-CJA>
- [18] Azis, A. (2012) Performance and Heterophil to Lymphocyte (H/L) ratio profile of broiler chickens subjected to feeding time restriction. *International Journal of Poultry Science*, 11(2), 153–157.  
<https://doi.org/10.3923/ijps.2012.153.157>
- [19] Fraps, R.M., Norton, H.W., Nalbandov, A.V., Nakada, T. and Disease, P. (1975) Vaccination at One Day of Age x. 1950, 1778–1787.
- [20] Shanmugam, L., Ravinder, S.S., Johnson, P., Padmavathi, R., Rajagopalan, B. and Kindo, A.J. (2015) Assessment of phagocytic activity of neutrophils in chronic obstructive pulmonary disease. *Lung India*, 32(5), 437–440.  
<https://doi.org/10.4103/0970-2113.164159>
- [21] Ahmed. (2013) Neutrophils phagocytic function in chronic myelogenous leukemia after imatinib mesylate therapy. *Iraqi Journal of Cancer and Medical Genetics*, 6(1), 65–71.  
<https://doi.org/10.29409/ijcmg.v6i1.103>
- [22] Gooty, J.R.; Shashirekha, A., Guntakala, V.R., Palaparthi, R. (2019) Estimation of phagocytic activity of polymorphonuclear leukocytes in chronic and aggressive periodontitis patients with nitroblue tetrazolium test. *Journal of Indian Society of Periodontology*, 23(4), 316–321.
- [23] Denis, D.J. (2021) *Applied Univariate, Bivariate, and Multivariate Statistics: Understanding Statistics for Social and Natural Scientists, With Applications in SPSS and R*. 2ed edition. John Wiley & Sons publisher. USA.
- [24] Kaspers, B., Schat, K.A., Göbel, T. and Vervelde, L. (Eds.). (2021) *Avian immunology*. Academic Press.

- [25] Al-zuhairy, M.A. and Taher, M.G. (2014) Effects of feeding different levels of flaxseed on performance traits and blood parameters in broiler. *Diyala Agricultural Sciences Journal*, 6(2), 1-10
- [26] Shunthwa, J., Sheoran, N., Vinus, P. and Sihag, S. (2017) Effect of linseed oil supplementation on hematological parameters and economics of feeding in broiler chicks. *Int. J. Pure Appl. Biosci*, 5(5), 1258-1265.
- [27] Oyebanji, V.O., Jarikre, T., Jagun, A.T., Adeniran, G.A. and Emikpe, B.O. (2020) Haematological changes associated with Newcastle disease vaccination in chickens using gums from *Cedrela odorata* and *Khaya senegalensis* as delivery agents. *Nigerian Journal of Physiological Sciences*, 35(2), 167-171.
- [28] Gorjao, R., Verlengia, R., de Lima, T.M., Soriano, F.G., Boaventura, M.F.C., Kanunfre, C.C. and Curi, R. (2006) Effect of docosahexaenoic acid-rich fish oil supplementation on human leukocyte function. *Clinical Nutrition*, 25(6), 923-938
- [29] Al-Khalaifah, H., AlNasser, A. and Al-Surrayai, T. (2021) Dietary polyunsaturated fatty acids and cellular immune response in broiler chickens. *Prime Archives in Immunology*. 2nd ed. Hyderabad: Vide Leaf.
- [30] Ibrahim, A.M., & Y Abdul-Rahman, S. (2024) Effect of Vegetable Oil Types and Vitamin C on Some Physiological Traits and Immune Status of Broiler Breeder Hens. *Egyptian Journal of Veterinary Sciences*, 55(6), 1609-1617.
- [31] Martinez, J.C.S., Chou, W.K., Berghman, L.R. and Carey, J.B. (2018) Evaluation of the effect of live LaSota Newcastle disease virus vaccine as primary immunization on immune development in broilers. *Poultry science*, 97(2), 455-462
- [32] Nahed, A., Shewita, R.S., Abd El-Hack, M.E., AlKahtane, A., Alarifi, S., Alkahtani, S. and Sedeik, M.E. (2020) Effect of essential oils on the immune response to some viral vaccines in broiler chickens, with special reference to Newcastle disease virus. *Poultry science*, 99(6), 2944-2954.
- [33] Hellwing, C., Tigistu-Sahle, F., Fuhrmann, H., Käkälä, R. and Schumann, J. (2018) Lipid composition of membrane microdomains isolated detergent-free from PUFA supplemented RAW264.7 macrophages. *Journal of Cellular Physiology*, 233(3), 2602–2612
- [34] Chang, H.Y., Lee, H.N., Kim, W. and Surh, Y.J. (2015) Docosahexaenoic acid induces M2 macrophage polarization through peroxisome proliferator-activated receptor  $\gamma$  activation. *Life Sciences*, 120(December), 39–47.
- [35] Schoeniger, A., Fuhrmann, H. and Schumann, J. (2016) LPS- or *Pseudomonas aeruginosa*-mediated activation of the macrophage TLR4 signaling cascade depends on membrane lipid composition. *PeerJ*, 4, e1663.
- [36] Gutiérrez, S., Svahn, S.L. and Johansson, M.E. (2019) Effects of omega-3 fatty acids on immune cells. *International journal of molecular sciences*, 20(20), 5028.
- [37] Paschoal, V.A., Vinolo, M.A.R., Crisma, A.R., Magdalon, J. and Curi, R. (2013) Eicosapentaenoic (EPA) and docosahexaenoic (DHA) acid differentially modulate rat neutrophil function in vitro. *Lipids*, 48(2), 93–103.
- [38] de Lima-Salgado, T.M., Sampaio, S.C., Cury-Boaventura, M.F. and Curi, R. (2011) Modulatory effect of fatty acids on fungicidal activity, respiratory burst and TNF- $\alpha$  and IL-6 production in J774 murine macrophages. *British journal of nutrition*, 105(8), 1173-1179



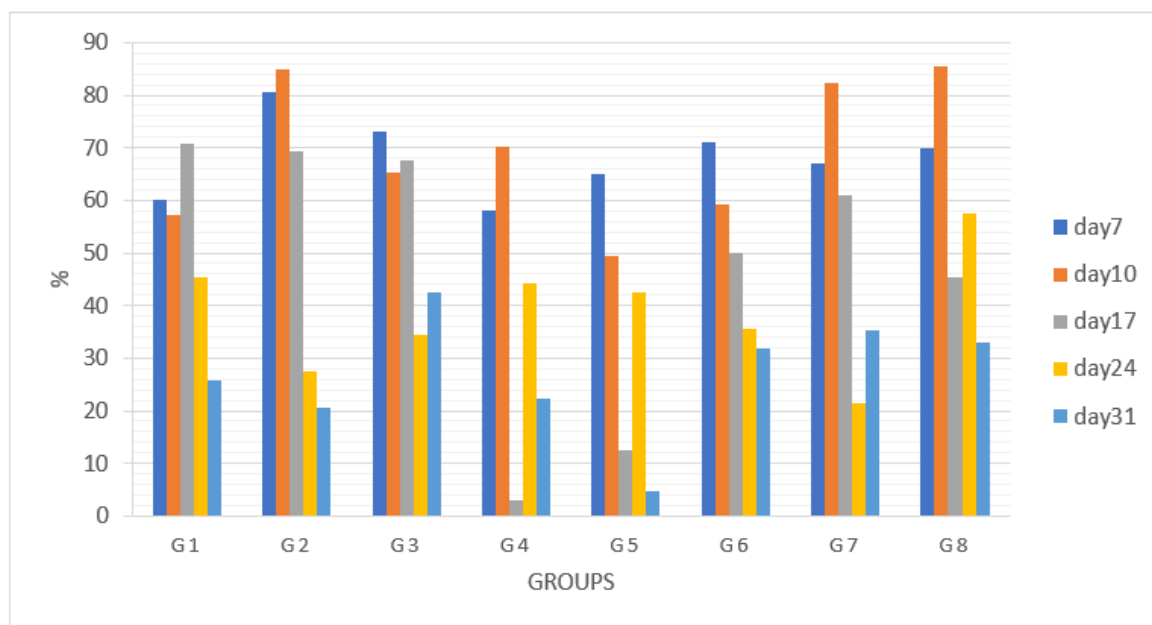
All numbers indicate mean  $\pm$  SD

**Figure 1.** Shows changes in total white blood cells account during the experimental study



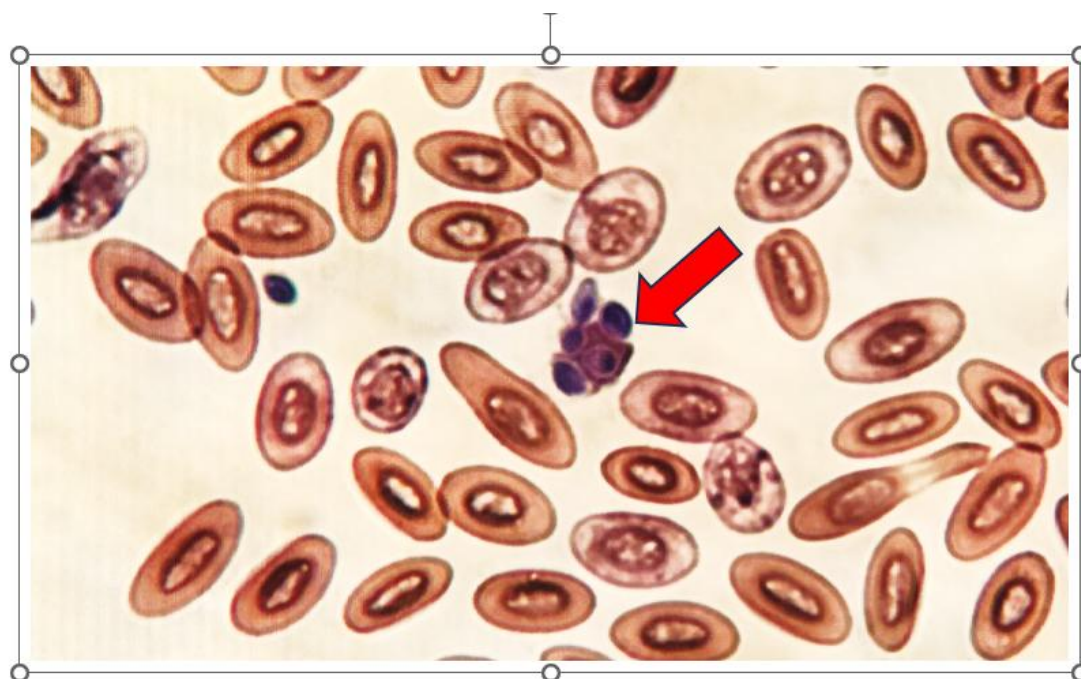
All numbers indicate mean  $\pm$  SD

**Figure 2.** Shows changes in Heterophila percentage during the experimental study

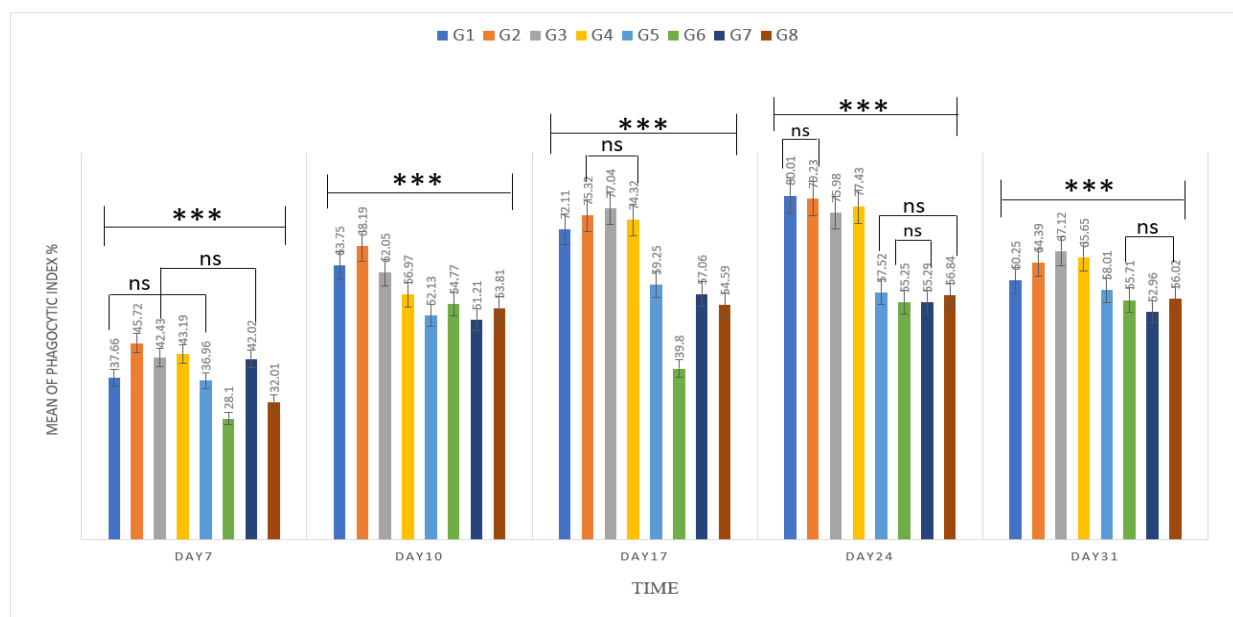


All numbers indicate mean  $\pm$  SD

**Figure 3.** Shows changes in lymphocyte percentage during the experimental study

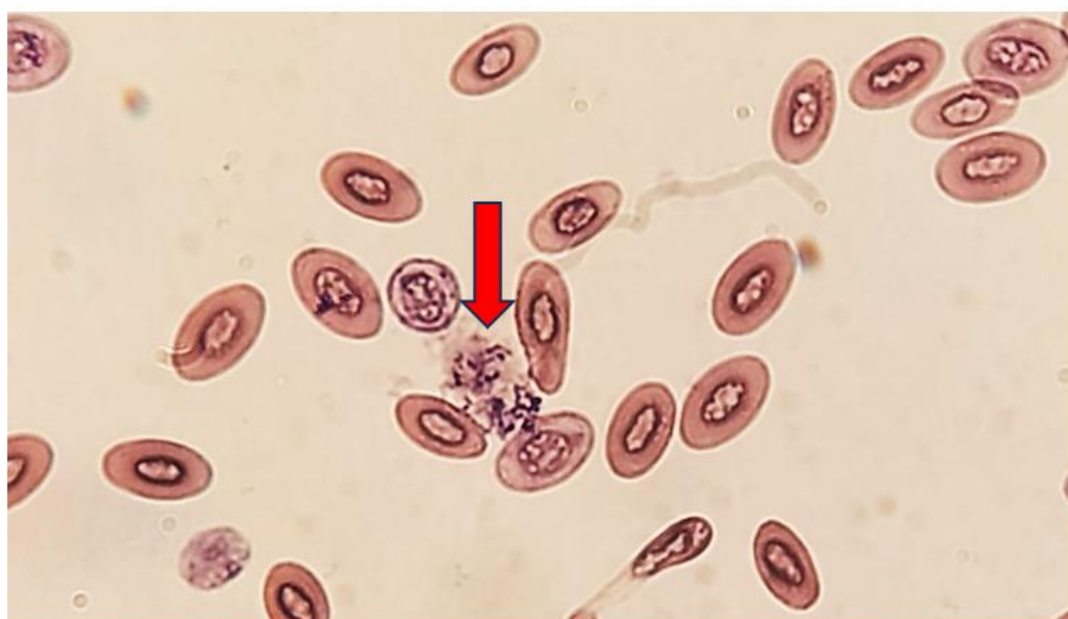


**Figure 4.** Show the *Candida albicans* spore inside the cytoplasm of phagocytic cells ( red arrow) 100×



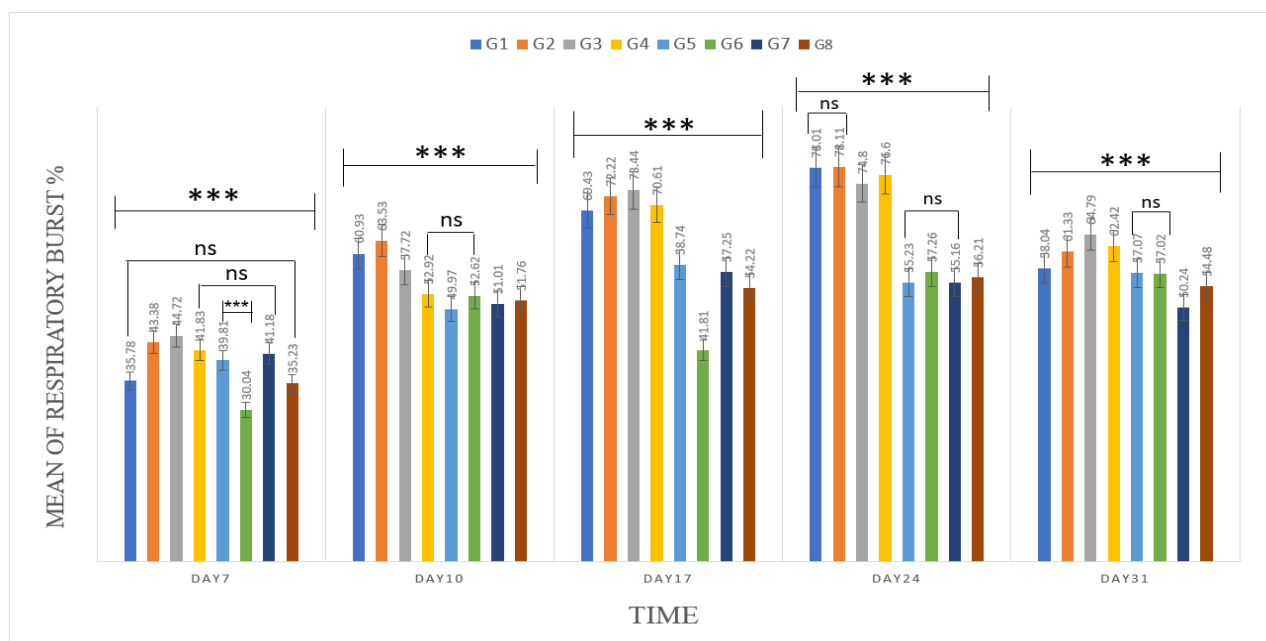
(\*) Indicate significant difference at  $P < 0.05$   
 (ns) indicate no significant difference at  $P < 0.05$   
 All numbers indicate mean  $\pm$  SD

**Figure 5.** The phagocytic index between the experimental groups



**Figure 6.** Show the formazan particles inside the cytoplasm of phagocytic cells( red arrow) 100 $\times$





(\*) Indicate significant difference at  $P < 0.05$   
 (ns) indicate no significant difference at  $P < 0.05$   
 All numbers indicate mean  $\pm$  SD

**Figure 7.** The respiratory burst between the experimental groups